



ЗАМОРОЗКА МАЛИНА & КЛУБНИКА

ПЕРСПЕКТИВЫ

FROZEN RASPBERRY & STRAWBERRY

PROSPECTS

Мировое потребление фруктов и ягод
МИЛЛИОНЫ ТОНН на МИЛЛИОНЫ USD
Зачем знать больше?

World consumption of fruits and berries
MILLIONS OF TONS for MILLIONS OF USD
Why to know more?

ТАМОЖЕННЫЕ КОДЫ

0810

Свежая КЛУНИКА, МАЛИНА, ежевика, черная, белая или красная смородина, крыжовник и др. . .

0811

Фрукты и орехи, подвергнутые или не подвергнутые тепловой обработке, приготовленные на пару или в воде, ЗАМОРОЖЕННЫЕ, с добавлением или без сахара или других подслащивающих веществ.

CUSTOMS CODES

0810

Fresh STRAWBERRIES, RASPBERRIES, blackberries, black, white or red currants, gooseberries, etc . . .

0811

Fruit and nuts, fresh or steamed or boiled, FROZEN, with sugar or without, or with other sweet components.

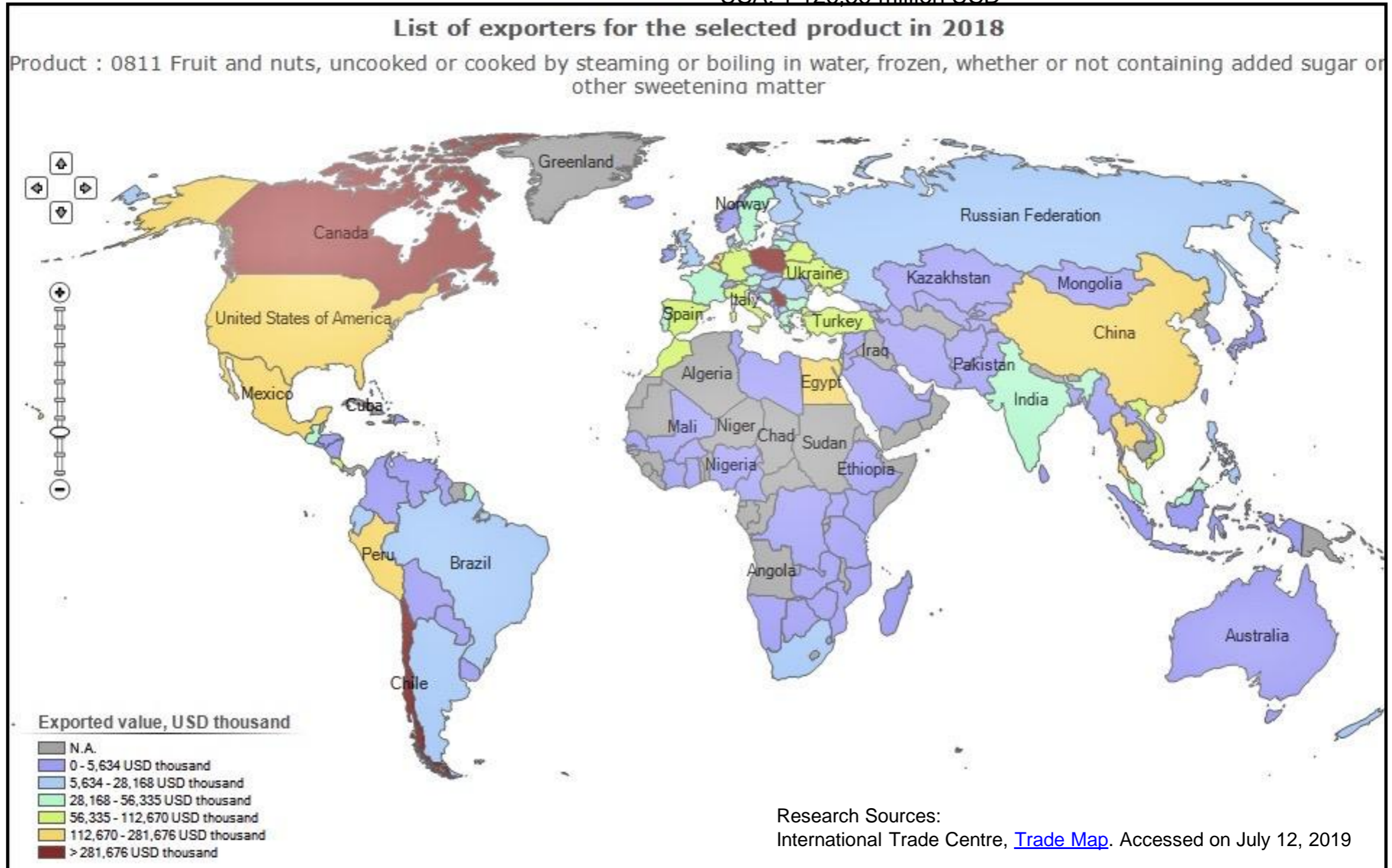
Карта стран-экспортеров по коду 0811

КОД 0810 2018г.
 Испания: 1 903,18 млн. USD
 Таиланд: 1 576,63 млн. USD
 Новая Зеландия: 1 560,22 млн. USD
 Нидерланды: 1 220,26 млн. USD
 США: 1 126,56 млн. USD

КОД 0811 2018г.
 Польша: 563,35 млн. USD
 Чили: 370,84 млн. USD
 Сербия: 369,65 млн. USD
 Канада: 329,78 млн. USD
 ...
 Украина: 78,23 млн. USD

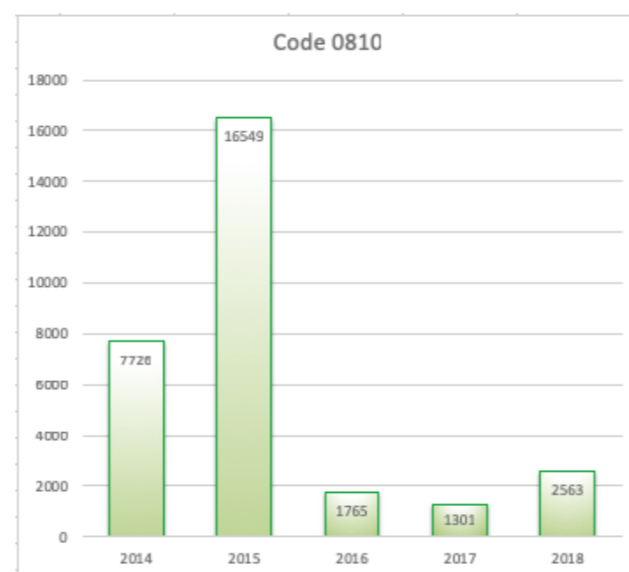
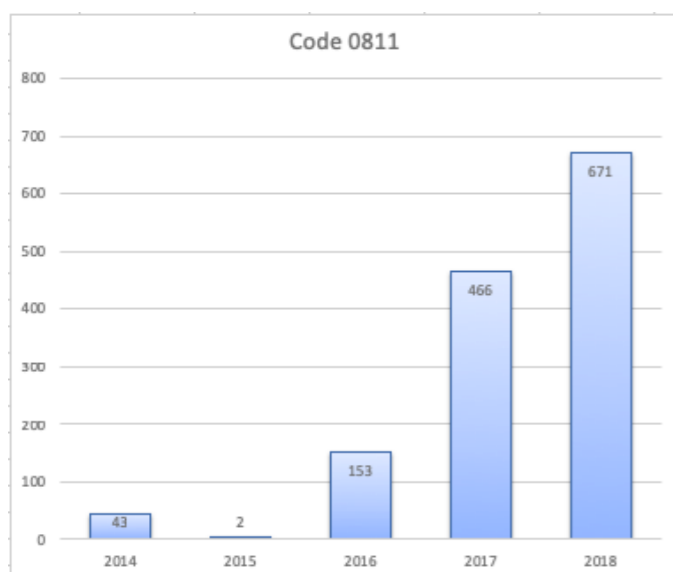
CODE 0810 2018 year
 Spain: 1 903,21 million USD
 Thailand: 1 576,63 million USD
 New Zealand: 1 560,22 million USD
 Netherlands: 1 220,26 million USD
 USA: 1 126,56 million USD

CODE 0811 2018 year
 Poland: 563,35 million USD
 Chile: 370,84 million USD
 Serbia: 369,65 million USD
 Canada: 329,78 million USD
 ...
 Ukraine: 78,23 million USD



Республика Молдова / тыс. USD Republic of Moldova / thousands of USD

HS6	Code	Product label ↔	Exported value in 2014	Exported value in 2015	Exported value in 2016	Exported value in 2017	Exported value in 2018 ▼
	0802	Other nuts, fresh or dried, whether or not shelled or peeled (excluding coconuts, Brazil nuts . . .	110,762	101,078	85,463	98,640	96,329
	0808	Apples, pears and quinces, fresh	25,261	18,239	24,840	46,386	48,093
	0806	Grapes, fresh or dried	20,123	16,819	20,405	38,626	25,128
	0809	Apricots, cherries, peaches incl. nectarines, plums and sloes, fresh	21,690	32,359	15,058	25,155	24,145
	0813	Dried apricots, prunes, apples, peaches, pears, papaws "papayas", tamarinds and other edible . . .	6,539	7,573	7,654	10,599	10,288
	0810	Fresh strawberries, raspberries, blackberries, back, white or red currants, gooseberries and . . .	7,726	16,549	1,765	1,301	2,563
	0811	Fruit and nuts, uncooked or cooked by steaming or boiling in water, frozen, whether or not . . .	43	2	153	466	671
	0812	Fruit and nuts, provisionally preserved, e.g. by sulphur dioxide gas, in brine, in sulphur . . .	177	689	93	248	193
	0807	Melons, incl. watermelons, and papaws (papayas), fresh	33	68	0	80	137
	0805	Citrus fruit, fresh or dried	1,318	357	265	40	35
	0801	Coconuts, Brazil nuts and cashew nuts, fresh or dried, whether or not shelled or peeled	2	2	3	16	9
	0803	Bananas, incl. plantains, fresh or dried	0	0	45	17	0
	0804	Dates, figs, pineapples, avocados, guavas, mangoes and mangosteens, fresh or dried	338	924	80	11	0



Экспорт по коду 0811 в 2018. составил
671 тыс. USD

Export by code 0811 in 2018. amounted to
671 thousands of USD

Fresh Strawberries Exports by Top Countries

Below are the 15 countries that exported the highest dollar value worth of raw strawberries during 2018.

1. Spain: US\$694 million (26.7% of exported fresh strawberries)
2. United States: \$475.2 million (18.3%)
3. Mexico: \$432.4 million (16.6%)
4. Netherlands: \$287.4 million (11.1%)
5. Belgium: \$180.9 million (7%)
6. Egypt: \$74.2 million (2.9%)
7. Morocco: \$47.3 million (1.8%)
8. South Korea: \$46.4 million (1.8%)
9. Germany: \$42.8 million (1.6%)
10. Greece: \$38.4 million (1.5%)
11. France: \$37.8 million (1.5%)
12. Italy: \$35.2 million (1.4%)
13. Turkey: \$23.8 million (0.9%)
14. Japan: \$23.2 million (0.9%)
15. Australia: \$20.4 million (0.8%)

The above countries produced 94.6% of globally exported fresh strawberries in 2018.

Among the above countries, the fastest-growing exporters of raw strawberries since 2014 were: Japan (up 463.8%), Mexico (up 86%), Australia (up 73.3%), South Korea (up 46.8%) and Morocco (up 43.7%).

Five top exporters experienced declining international sales for fresh strawberries over the 5-year period: Greece (down -35%), France (down -19.6%), Netherlands (down -19.2%), Italy (down -17.3%) and Egypt (down -1.7%).

Frozen Strawberries Exports by Top Countries

The following list showcases the 15 nations that garnered the highest international sales of frozen strawberries in 2018.

1. Poland: US\$200.1 million (18.1% of exported frozen strawberries)
2. Mexico: \$143.5 million (13%)
3. Egypt: \$121.2 million (11%)
4. China: \$102.8 million (9.3%)
5. Morocco: \$92.1 million (8.3%)
6. Netherlands: \$66.8 million (6%)
7. Chile: \$62.4 million (5.6%)
8. United States: \$60.4 million (5.5%)
9. Spain: \$57.6 million (5.2%)
10. Belgium: \$38.1 million (3.4%)
11. Turkey: \$34.1 million (3.1%)
12. Germany: \$21.6 million (2%)
13. Peru: \$17.5 million (1.6%)
14. France: \$15.6 million (1.4%)
15. Serbia: \$10.8 million (1%)

The 15 countries listed immediately above shipped about 94.6% of all frozen strawberries exported during 2018.

Among the above countries, the fastest-growing international sellers of frozen strawberries since 2014 were: Egypt (up 159.7%), Chile (up 73.7%), Serbia (up 67.9%), Turkey (up 65.9%) and Germany (up 46.7%).

Exports of frozen strawberries from three top exporters fell in value over the 5-year period, namely: Peru (down -33.1%), Belgium (down -29.2%) and China (down -4.5%).

Research Sources:

International Trade Centre, [Trade Map](#). Accessed on July 12, 2019

Почему малина и клубника для заморозки?

Why to freeze raspberries and strawberries ?



Как формируется цена?

Информация от Партнеров: Чехия, Австрия, Украина, Польша, Болгария, Словакия, Россия.

How is the price formed?

Information from Partners: Czech Republic, Austria, Ukraine, Poland, Bulgaria, Slovakia, Russia.

PRICE DAP EUR in EU		2018	2019	19,5	
		EUR per 1kg	EUR per 1kg	MDL	Отход при производстве
Шиповник	Rose hip	0,98-1,1	1,00	19,50	25-30%
Слива половинки, ручная переработка	Plum halves hand destoned	0,61	0,65	12,68	15-20%
Абрикос половинки, ручная переработка	Apricot halves hand destoned	0,65-0,75	0,7-0,8	14,63	18-22%
Малина 95/5	Raspberry 95/5	1,35-1,62	1,68-2	35,10	20-30%
Арония	Aronia	0,45 - 0,55	0,45-0,60	9,75	3%
Клубника	Strawberry	1,22-1,35	1,30-1,45	26,33	12-15%
Облепиха	Sea buckthorn	1,5-2,2	1,7-2,2	37,05	30-40%
Черная смородина	Black Currant	0,33-0,55	0,80-0,96	8,78	7-16%
Ежевика	Blackberry	0,80-1,1	0,90-1,2	19,50	6-8%












Freezing room -35 °C



Storage room -18 °C



Production room 0+4 °C



ПРОДАЖА НА
СВЕЖИЙ РЫНОК

FRESH
MARKET

или / or

?

и / and

ПЕРЕРАБОТКА
ПРОДУКЦИИ



GVURA S.R.L.
Republic of Moldova

Julia Tymoshenko
E-mail: julia.tiferet@gmail.com
Tel: +38 097 680 47 48
+373 78 274 258

web site: tiferet.md