



AGROMILLORA

It's in our nature

The background image shows a vast agricultural facility, likely a nursery or a large-scale greenhouse. It features a dense network of metal beams and supports forming a grid-like structure. The ground is covered with rows of young, green plants, possibly seedlings, arranged in neat, parallel lines. The overall scene is bathed in a greenish light, suggesting an indoor or shaded environment. The text is overlaid on this background.

NEW AGRONOMIC MODEL (2D)

Almond & other crops

02 / 10 / 2019
Shady Saher

GUARANTEED QUALITY

**AGROMILLORA
IBERIA**

**AGROMILLOR
A SUR
CHILE**

**AGROMILLORA
PRODUÇÃO
BRAZIL**

**NORTH AMERICAN
PLANTS
OREGON**

**AGROMILLORA
FLORIDA**

**AGROMILLORA
MAROC**

**AGROMILLORA
MEDITERRANÉE
TUNÉZ**

**AGROMILLORA
FIDAN
TURQUÍA**

**AGROMILLORA
AUSTRALIA**



PLANT MATERIAL PLATFORM

From our own breeding program we obtained recognized high quality rootstocks better adapted to:

HIGH PRODUCTIVITY

LESS VIGOR


BETTER SOIL ADAPTATION

TOLERANCE TO DISEASE


VEGETAL PLATFORM

AGROMILLORA

Breeders



Growers



What challenges facing farmers today?

labor



Varieties and Rootstocks



Prices and Long payback period



www.shutterstock.com · 748947001

TECHNOLOGY



SUPER HIGH DENSITY

SUPER HIGH DENSITY

HIGH EFFICIENCY

FULLY MECHANISED HARVESTING

EARLY ENTRY INTO PRODUCTION

HIGH YIELD FOR GROWERS

LESS LABOUR NEEDED

BETTER FRUIT QUALITY

SUPER HIGH DENSITY

Olive groves.

SUPER HIGH DENSITY

Almond



AGROMILLORA

SUPER HIGH DENSITY

Citrus



SUPER HIGH DENSITY

Fruit trees.

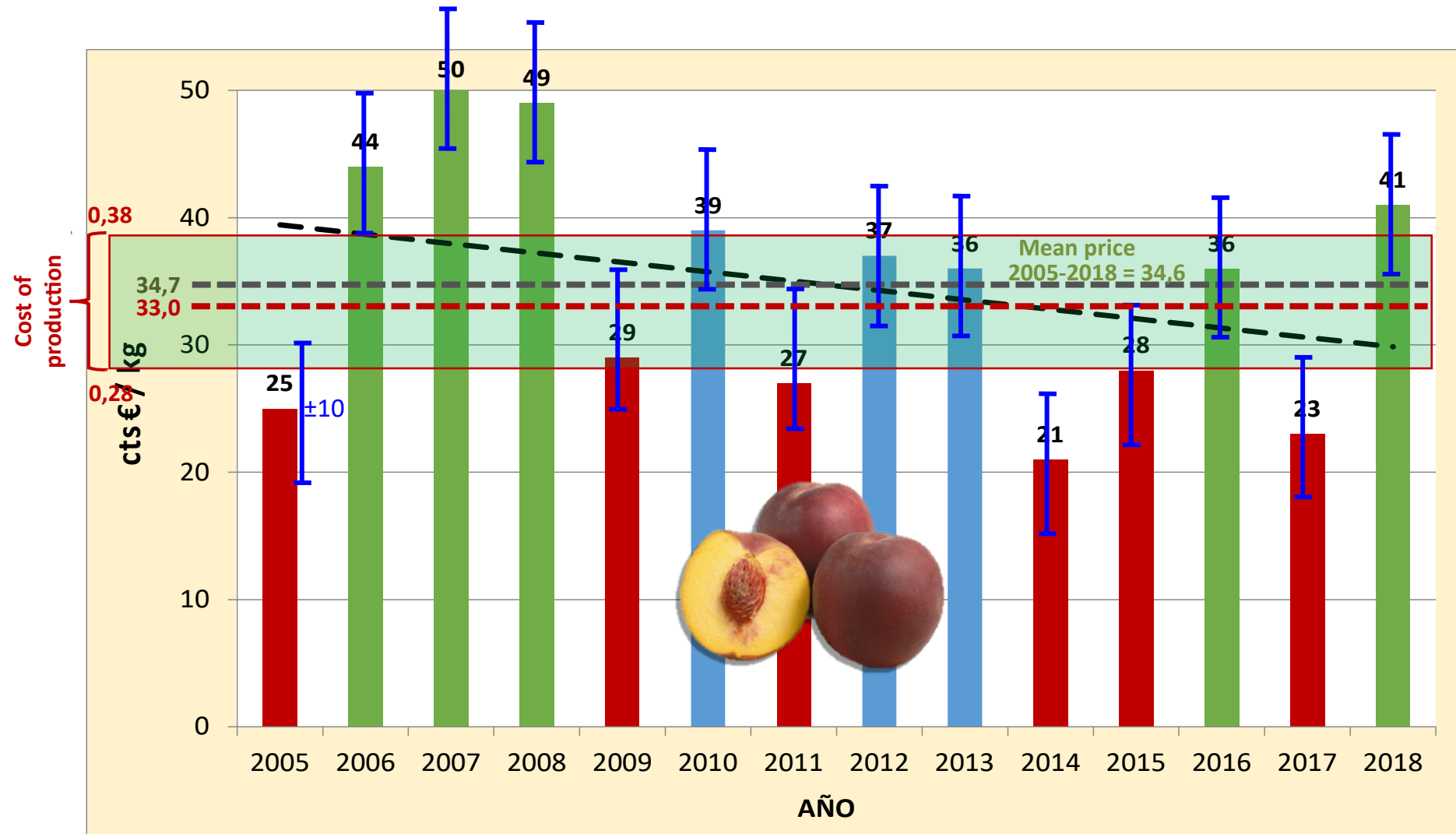


COSTE MANO DE OBRA:

Meridionalización: países mano de obra más barata

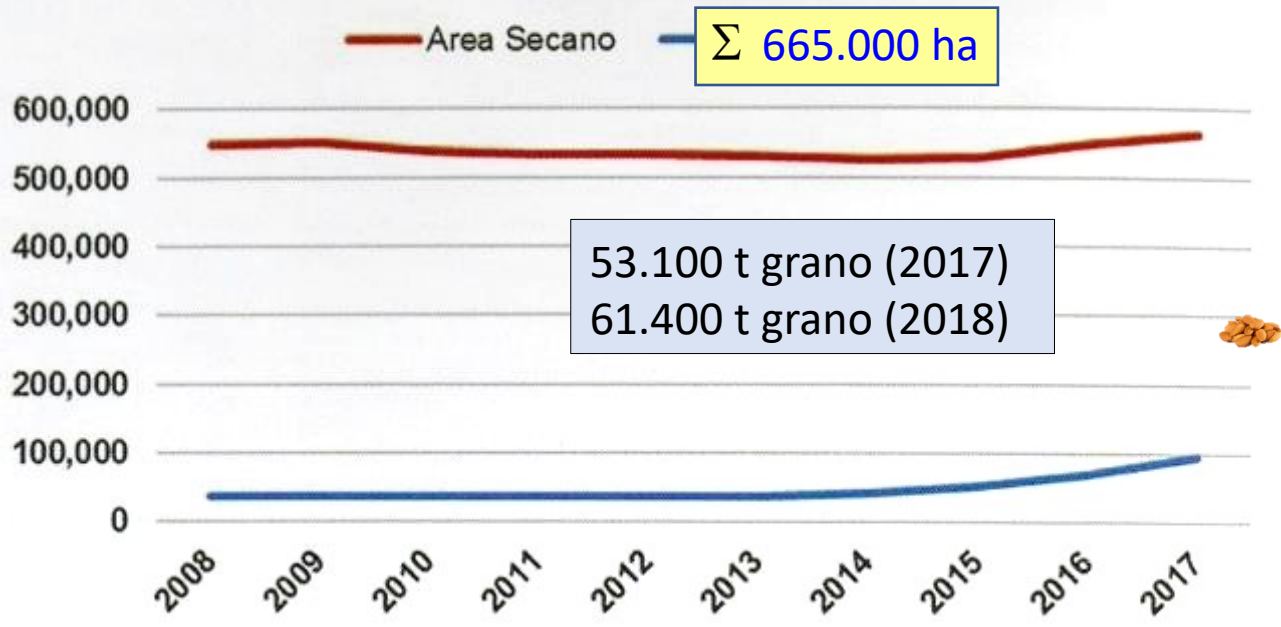
País	Coste horario (€/h)	Coste diario (€/dia) 8h
Francia	12,0	88
Italia (Emilia Romagna)	10,5	84
España	7,5	60
Grècia	3,5	28
Sèrbia	2,4	19
Polònia	2,2	20
Brasil	4,0	32
Chile	2,5 6,2	20 (fijo) 50 (temporal+cereza)
USA (Whashi.-Califor.)	15,0-17,0	120-136
Argentina	5,3	55 (temporal) / (30 al 2008)
Armènia	2,4	19
Giorgia	2,2	20
Rússia meridional	2,4	22
Bulgària	1,5	14
Romania	1,4	13
Ucraïna	1,2	11
Turquia	1,7-2,2	15-20
Marruecos	0,8-1,3	7-12
Tunez	0,7	5-6

Prices & cost of production peach: 2005-2018 period



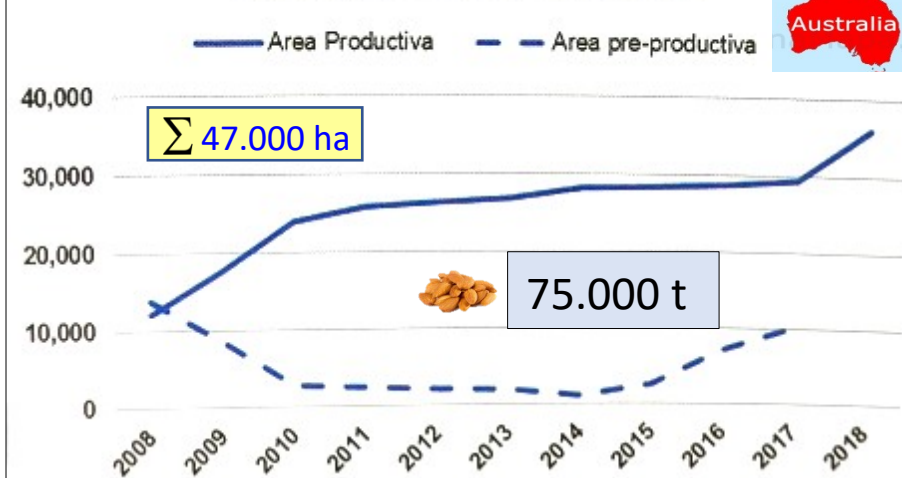
Area Plantada Almendros España (hectáreas)

Fuente: MAPAMA



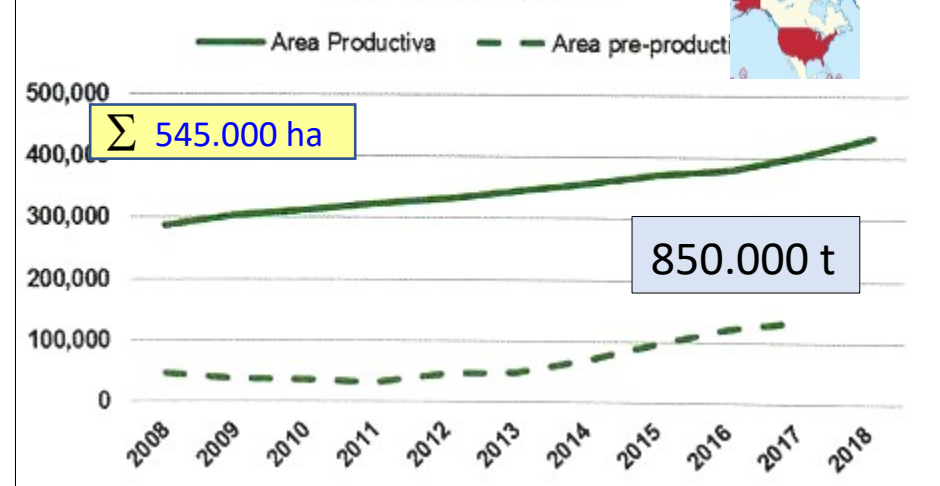
Area Plantada Almendros Australia (hectáreas)

Fuente: Almond Board of Australia



Area Plantada Almendros USA (hectáreas)

Fuente: NASS, USDA



CALIFORNIA/AUSTRALIA MODEL AND SPANISH



MODEL





Typical trunk shaking of
Almond trees



Sweeping windrows



Picking up Almonds
and initial cleaning

Loading into trailers

